


Why do I need a booster seat?




When should I use a booster seat?



Which seat is right for me?



Am I ready for the seat belt?



Backless Booster Seat

High-back Booster Seat

PULL



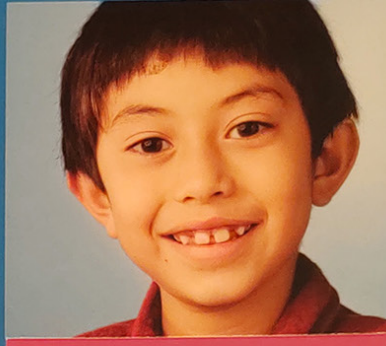
Children who use booster seats are 59% less likely to be injured in a crash than those using seat belts alone.



Have your child help pick out the seat. Teach your child about booster seat safety. Have an extra seat available for other drivers to use.



Use the chart on the back to determine which type of child safety seat experts recommend for your child.



Flip this card over and take the 5-STEP TEST. This test will tell you if your child is ready to use the car's seat belt alone.



Backless Booster Seat

High-back Booster Seat

PULL

Booster seat laws vary from state to state. Research has shown that children 4 to 8 years old are safest while riding in a booster seat.

You should always use the car's lap AND shoulder belt when using a booster seat.

The Center for Injury Research and Policy at Columbus Children's Hospital and the Nationwide® Foundation want you to know...

PULL

SAFETY BOOST

A booster seat is the safest way for children 4 to 8 years old to travel.

Here are some tips to keep your child safe:

- ♥ Children are safest in the back seat.
- ♥ There are two types of booster seats, high-back and backless booster seats. You can buy a booster seat at most toy stores, department stores and other retail outlets for as little as \$14.00.
 - ★ Use a high-back booster seat if the car's seat does not have a headrest or if the back of the car's seat is below your child's ears.
- ♥ Ask a car seat technician to check your child's seat. Call **1-866-SEATCHECK** to find a technician near you.

Keep your child safe by using the right seat every time.

FITTING CHART	Age	Weight/Height	Seat Type
	Birth to at least 1 year	Up to 20 pounds minimum* (check the weight limit listed on seat)	Rear-facing Infant or convertible seat
	1 to 4 years	At least 21 pounds up to 65 pounds*	Rear-facing convertible OR forward-facing seat with internal harness
	4 to 8 years	At least 40 pounds and up to 4 feet 9 inches tall*	Booster seat (booster seats do not have an internal harness)
	8+ years	At least 4 feet 9 inches tall*	Take the 5-STEP TEST to see if your child is ready for a seat belt alone.



* Always follow the seat's weight and height guidelines.

Congratulations! By learning about booster seats you can give your child a **SAFETY BOOST**.

I like my booster seat. It lifts me up so I can see out the window.

To find out more about booster seats and child passenger safety, visit www.boosterseat.gov or www.aap.org.

To learn more about **SAFETY BOOST** please call the Center for Injury Research and Policy at 614-722-4343 or visit www.injurycenter.org.

Shoulder belt fits snugly across the chest, crossing the shoulder between the neck and arm.

Lap belt fits snug and low over the hips and thighs.



PULL TAB TO TAKE THE 5-STEP TEST.

IS YOUR CHILD READY TO USE A SEAT BELT WITHOUT A BOOSTER SEAT? TAKE THIS 5-STEP TEST:

- Step 1: Does your child sit all the way back against the car's seat?
- Step 2: Do your child's knees bend comfortably at the edge of the car's seat?
- Step 3: Does the shoulder belt fit snugly across the chest, crossing the shoulder between the neck and arm?
- Step 4: Is the lap belt as low as possible, snug over the hips or upper thighs?
- Step 5: Can your child stay seated like this for the whole ride?

If you answered YES to ALL 5 questions, your child is ready for the seat belt alone. If you answered NO to ANY of the questions, your child still needs a booster seat. Use the tips to see which type of booster seat is best for your child.

PULL